

# Condensed Item Analysis Report

**I am gaining a good understanding of concepts/principles in this field.**

Response	Frequency	Percent	Mean: 3.36
Strongly Agree	59	38.31	<div style="width: 38.31%;"></div>
Agree	88	57.14	<div style="width: 57.14%;"></div>
Disagree	5	3.25	<div style="width: 3.25%;"></div>
Strongly Disagree	0	0.00	<div style="width: 0%;"></div>
<i>Not Applicable</i>	0		
<b>No Response</b>	1	0.65	<div style="width: 0%;"></div>
<b>Multiple</b>	1	0.65	<div style="width: 0%;"></div>

**This class is challenging me to think.**

Response	Frequency	Percent	Mean: 3.55
Strongly Agree	90	58.44	<div style="width: 58.44%;"></div>
Agree	53	34.42	<div style="width: 34.42%;"></div>
Disagree	6	3.90	<div style="width: 3.90%;"></div>
Strongly Disagree	1	0.65	<div style="width: 0%;"></div>
<i>Not Applicable</i>	0		
<b>No Response</b>	3	1.95	<div style="width: 0%;"></div>
<b>Multiple</b>	1	0.65	<div style="width: 0%;"></div>

**The instructor inspires interest in the course material.**

Response	Frequency	Percent	Mean: 3.47
Strongly Agree	84	54.90	<div style="width: 54.90%;"></div>
Agree	49	32.03	<div style="width: 32.03%;"></div>
Disagree	15	9.80	<div style="width: 9.80%;"></div>
Strongly Disagree	0	0.00	<div style="width: 0%;"></div>
<i>Not Applicable</i>	1		
<b>No Response</b>	5	3.27	<div style="width: 0%;"></div>

**The instructor develops an atmosphere of respect and trust in the classroom.**

Response	Frequency	Percent	Mean: 3.59
Strongly Agree	93	60.39	<div style="width: 60.39%;"></div>
Agree	52	33.77	<div style="width: 33.77%;"></div>
Disagree	5	3.25	<div style="width: 3.25%;"></div>
Strongly Disagree	0	0.00	<div style="width: 0%;"></div>
<i>Not Applicable</i>	0		
<b>No Response</b>	3	1.95	<div style="width: 0%;"></div>
<b>Multiple</b>	1	0.65	<div style="width: 0%;"></div>

**I am learning a good deal of factual material in this course.**

Response	Frequency	Percent	Mean: 3.38
Strongly Agree	65	42.21	<div style="width: 42.21%;"></div>
Agree	79	51.30	<div style="width: 51.30%;"></div>
Disagree	8	5.19	<div style="width: 5.19%;"></div>
Strongly Disagree	0	0.00	<div style="width: 0%;"></div>
<i>Not Applicable</i>	0		
<b>No Response</b>	2	1.30	<div style="width: 0%;"></div>

**The instructor uses examples and illustrations that help clarify the topics discussed.**

Response	Frequency	Percent	Mean: 3.66
Strongly Agree	106	68.83	<div style="width: 68.83%;"></div>
Agree	39	25.32	<div style="width: 25.32%;"></div>
Disagree	6	3.90	<div style="width: 3.90%;"></div>
Strongly Disagree	0	0.00	<div style="width: 0%;"></div>
<i>Not Applicable</i>	0		
<b>No Response</b>	3	1.95	<div style="width: 0%;"></div>

**The instructor relates course material to relevant real life situations when possible.**

Response	Frequency	Percent	Mean: 3.72
Strongly Agree	109	70.78	<div style="width: 70.78%;"></div>
Agree	38	24.68	<div style="width: 24.68%;"></div>
Disagree	2	1.30	<div style="width: 1.30%;"></div>
Strongly Disagree	0	0.00	<div style="width: 0%;"></div>
<i>Not Applicable</i>	0		
<b>No Response</b>	5	3.25	<div style="width: 0%;"></div>

**The instructor facilitates discussion among students, not just between instructor and students.**

Response	Frequency	Percent	Mean: 3.69
Strongly Agree	107	69.48	<div style="width: 69.48%;"></div>
Agree	39	25.32	<div style="width: 25.32%;"></div>
Disagree	4	2.60	<div style="width: 2.60%;"></div>
Strongly Disagree	0	0.00	<div style="width: 0%;"></div>
<i>Not Applicable</i>	0		
<b>No Response</b>	4	2.60	<div style="width: 0%;"></div>

**The instructor tries to accommodate different styles of learning.**

Response	Frequency	Percent	Mean: 3.10
Strongly Agree	39	25.66	
Agree	87	57.24	
Disagree	22	14.47	
Strongly Disagree	1	0.66	
Not Applicable	2		
No Response	2	1.32	
Multiple	1	0.66	

**The instructor varies class activities over the course of the semester.**

Response	Frequency	Percent	Mean: 3.50
Strongly Agree	85	55.19	
Agree	57	37.01	
Disagree	9	5.84	
Strongly Disagree	0	0.00	
Not Applicable	0		
No Response	3	1.95	

**The instructor provides a good mixture of lecture and discussion in class.**

Response	Frequency	Percent	Mean: 3.54
Strongly Agree	86	55.84	
Agree	56	36.36	
Disagree	6	3.90	
Strongly Disagree	0	0.00	
Not Applicable	0		
No Response	5	3.25	
Multiple	1	0.65	

**The instructor's voice is clear, understandable, and at an appropriate volume.**

Response	Frequency	Percent	Mean: 3.68
Strongly Agree	106	68.83	
Agree	38	24.68	
Disagree	5	3.25	
Strongly Disagree	0	0.00	
Not Applicable	0		
No Response	4	2.60	
Multiple	1	0.65	

**The instructor seems interested in the topic being taught.**

Response	Frequency	Percent	Mean: 3.79
Strongly Agree	118	76.62	
Agree	30	19.48	
Disagree	1	0.65	
Strongly Disagree	0	0.00	
Not Applicable	0		
No Response	5	3.25	

**The instructor responds to questions effectively.**

Response	Frequency	Percent	Mean: 3.53
Strongly Agree	88	57.14	
Agree	53	34.42	
Disagree	7	4.55	
Strongly Disagree	1	0.65	
Not Applicable	0		
No Response	5	3.25	

**The instructor speaks at an appropriate pace during lecture.**

Response	Frequency	Percent	Mean: 3.50
Strongly Agree	84	54.55	
Agree	54	35.06	
Disagree	8	5.19	
Strongly Disagree	1	0.65	
Not Applicable	0		
No Response	6	3.90	
Multiple	1	0.65	

**The instructor notes and responds to signs of student puzzlement or boredom.**

Response	Frequency	Percent	Mean: 3.21
Strongly Agree	56	37.09	
Agree	67	44.37	
Disagree	20	13.25	
Strongly Disagree	3	1.99	
Not Applicable	3		
No Response	4	2.65	
Multiple	1	0.66	

If the instructor uses instructional technologies, they are used in ways that help us learn.

Response	Frequency	Percent	Mean: 3.44
Strongly Agree	67	44.37	
Agree	75	49.67	
Disagree	3	1.99	
Strongly Disagree	0	0.00	
Not Applicable	3		
No Response	6	3.97	

I know that I can turn to the Teaching Assistants for help.

Response	Frequency	Percent	Mean: 3.70
Strongly Agree	111	72.08	
Agree	31	20.13	
Disagree	4	2.60	
Strongly Disagree	2	1.30	
Not Applicable	0		
No Response	6	3.90	

The instructor explains the expectations of the course clearly.

Response	Frequency	Percent	Mean: 3.66
Strongly Agree	101	65.58	
Agree	44	28.57	
Disagree	3	1.95	
Strongly Disagree	0	0.00	
Not Applicable	0		
No Response	5	3.25	
Multiple	1	0.65	

Tests and quiz questions are fair in this class.

Response	Frequency	Percent	Mean: 3.39
Strongly Agree	73	47.71	
Agree	62	40.52	
Disagree	10	6.54	
Strongly Disagree	3	1.96	
Not Applicable	1		
No Response	5	3.27	

The instructor is available to me outside of class.

Response	Frequency	Percent	Mean: 3.65
Strongly Agree	99	65.13	
Agree	48	31.58	
Disagree	2	1.32	
Strongly Disagree	0	0.00	
Not Applicable	2		
No Response	3	1.97	

The Teaching Assistants are appropriately trained to help students in this class.

Response	Frequency	Percent	Mean: 3.64
Strongly Agree	102	66.23	
Agree	40	25.97	
Disagree	5	3.25	
Strongly Disagree	1	0.65	
Not Applicable	0		
No Response	5	3.25	
Multiple	1	0.65	








I know what I have to do in order to do well in this class.

Response	Frequency	Percent	Mean: 3.55
Strongly Agree	91	59.09	
Agree	53	34.42	
Disagree	6	3.90	
Strongly Disagree	1	0.65	
Not Applicable	0		
No Response	2	1.30	
Multiple	1	0.65	








The instructor/TAs are fair in assigning grades.

Response	Frequency	Percent	Mean: 3.51
Strongly Agree	83	54.61	
Agree	60	39.47	
Disagree	5	3.29	
Strongly Disagree	1	0.66	
Not Applicable	2		
No Response	2	1.32	
Multiple	1	0.66	






**The average number of hours per week that I spend on this course (outside of class) is about:**

Response	Frequency	Percent	Mean: 3.16
1 hour or less	8	5.19	
2 hours	36	23.38	
3 hours	48	31.17	
4 hours	31	20.13	
5 hours or more	22	14.29	
<b>No Response</b>	5	3.25	
<b>Multiple</b>	4	2.60	

**I feel I learn best when I am:**

Response	Frequency	Percent	Mean: 3.22
Making a written summary	18	11.69	
Engaging in a hands-on activity	33	21.43	
Listening to a lecture	35	22.73	
Reading something by myself	15	9.74	
Exchanging ideas in a discussion	43	27.92	
<b>No Response</b>	4	2.60	
<b>Multiple</b>	6	3.90	

**My classification is:**

Response	Frequency	Percent	Mean: 1.89
Freshman	68	44.16	
Sophomore	31	20.13	
Junior	44	28.57	
Senior	4	2.60	
Graduate	0	0.00	
<b>No Response</b>	7	4.55	